












Sample Mover Co.

SURVEY DETAILS	
Survey ID	SV000013
Customer	Sample Customer
Surveyor	AI Generated
Email	sample@homesurvey.ai
Rooms	15

TOTALS	
Items	241
Volume / Weight	1,960 CFT/FT3 / 13,721 LBS
Cartons	156 CP / 0 PBO
Packed Vol / Wt	666 CFT/FT3 / 4,659 LBS

Container Summary

Carrier-Packed (CP) 156 cartons

 30 Medium (3.0) 3 CFT/FT3 each	 13 Large (4.5) 4.5 CFT/FT3 each	 4 TV Carton (15.0) 15 CFT/FT3 each	 23 Small (1.5) 1.5 CFT/FT3 each
 18 Dish Pack (5.0) 5 CFT/FT3 each	 6 Extra-Large (6.0) 6 CFT/FT3 each	 13 Wardrobe Shorty (12.0) 12 CFT/FT3 each	 19 Book Box (1.5) 1.5 CFT/FT3 each
 22 Picture/Mirror Carton (2.0) 2 CFT/FT3 each	 7 Lamp Carton (5.0) 5 CFT/FT3 each	 1 Queen Ctn 33 CFT/FT3 each	

Packed By Owner (PBO) 0 cartons

No cartons.

Room Breakdown

ROOM	ITEMS	EXCL	VOLUME	WEIGHT	CARTONS	ROOM NOTES
PAT Patio / Deck	40	0	278 CFT/FT3	1,946 LBS	3	The Traeger grill, Fire Magic grill, and the bar height patio furniture (table and stools) are going. All other visible patio items, including the patio heater, patio chairs, side tables, TV, firewood, trash can, and buckets, are also going as part of the move.
GAR Garage	15	4	168 CFT/FT3	1,173 LBS	12	The customer is moving two bikes, the hose, the refrigerator, and the chest freezer. All built-in storage (workbench, tool cabinet, and storage cabinets) will stay. There are multiple tools in the storage cabinets, which are staying. All other unmentioned items in the garage are inferred to be going.
SHO Shop 1	35	1	341 CFT/FT3	2,387 LBS	18	The cedar chest, all framed prints, storage bins, folding chairs, moose head, and motorcycle lift go. The motorcycle, Jeep, and cabinetry (including the tall storage cabinet) stay. Everything inside the cabinets needs to be packed. All other detected items are inferred to go.
SHO Shop 2	18	1	226 CFT/FT3	1,582 LBS	2	The customer is moving two John Deere riding lawn mowers, a snowblower, and the tools from the cabinetry and tool chest, including garden hand tools and parts organizers. The fertilizer, built-in cabinetry, toolbox, motorcycle, and Can-Am will stay.
SHO Shop 3	6	22	34 CFT/FT3	238 LBS	0	In the RV bay, the golf bags, upright vacuum, and Christmas tree go. Caustics, chemicals, and paints on the shelves will stay. All other unmentioned items in the room are inferred to stay.
KIT Kitchen	3	3	68 CFT/FT3	476 LBS	25	All built-in kitchen appliances will stay. Everything inside the pantry will go. All other items in the kitchen and adjacent living area are inferred to go.
LIV Living Room	1	0	10 CFT/FT3	70 LBS	18	The built-in entertainment center and the television stay. The large giraffe sculpture and the liquor in the cabinet go. All other items in the room are inferred to go.
DIN Dining Room	0	0	0 CFT/FT3	0 LBS	7	The customer states the large floor sculpture (eagle), the antique china cabinet, and its contents are going. All other items in the dining room are inferred to go as well, as no exclusions were stated. The sectional sofa visible in the background is inferred to stay.
OFF Office	1	0	0 CFT/FT3	0 LBS	14	The built-in L-Shaped Desk and cabinetry stay. The customer is taking two Executive Chairs, two Monitors (referred to as 'the computer'), a Large Globe, two Framed Arts ('prints on the wall'), an All-In-One Printer ('Xerox printer'), and two Filing Cabinets. All other unmentioned items in the room are inferred to stay.
BED Bedroom 2	3	0	9 CFT/FT3	63 LBS	13	The customer identified this as a downstairs bedroom with a walk-in closet. No specific moving instructions were provided for any items in the room.
PIA Piano room	13	0	135 CFT/FT3	945 LBS	10	The customer indicates this is the piano room. The grand piano and delicate figurines are going. All other items in the room, including the piano bench, canvas art, and items in the closet, are inferred to be going as part of the move.
MAS Master Bedroom	10	0	169 CFT/FT3	1,184 LBS	11	This is the master bedroom. Everything in the room goes, including a King size bed.
MAS Master Bath	9	1	114 CFT/FT3	798 LBS	10	The built-in washer and dryer in the walk-in closet will stay. All other items in the master bathroom and walk-in closet are inferred to go.
BON Bonus / Media	14	0	303 CFT/FT3	2,121 LBS	7	The customer provides a descriptive tour of the bonus room, which is set up as a bedroom and an exercise room. They mention a cedar chest, dresser, rowing machine, elliptical bike, XT5 weight

machine, and free weights. No explicit moving instructions are given for any items, so all items are inferred to go.

LAU Laundry Room	19	1	106 CFT/FT3	739 LBS	6	The laundry room contains a washer and dryer. The built-in ice maker (identified as a trash compactor in inventory) will not be moved. All other items in the room are assumed to go.
TOTAL	187	33	1,960 CFT /FT3	13,721 LBS	156	

** Specialty Items volume is included within their assigned Carton totals.*



SHIP	EXCL	ITEM	CFT/FT3	LBS	CALC CFT /FT3	CALC LBS	VOICE NOTE
1	0	Patio Heater HEAVY SCRATCH-PRONE 2-MAN DENT-PRONE	50	350	50	350	Goes (inferred - part of patio items shown in moving survey)
1	0	Pellet Grill	0	0	0	0	Goes
1	0	Gas Grill HEAVY 2-MAN	28	196	28	196	Goes
1	0	Bar Height Table	0	0	0	0	Goes
1	0	Patio Chair SCRATCH-PRONE	10	70	10	70	Goes (inferred - part of patio items shown in moving survey)
1	0	Patio Chair SCRATCH-PRONE	10	70	10	70	Goes (inferred — no exclusion stated)
1	0	Outdoor Bar Stool	5	35	5	35	Goes
1	0	Outdoor Side Table	5	35	5	35	Goes (inferred - part of patio items shown in moving survey)
1	0	Outdoor Side Table	5	35	5	35	Goes (inferred — no exclusion stated)
1	0	Outdoor Bar Stool	5	35	5	35	Goes
1	0	Outdoor Bar Stool	5	35	5	35	Goes
1	0	Outdoor Bar Stool	5	35	5	35	Goes
1	0	Flatscreen Tv * SCRATCH-PRONE	0	0	0	0	Goes (inferred - visible in moving survey)
1	0	Patio Chair	10	70	10	70	
1	0	Patio Chair	10	70	10	70	
1	0	Outdoor Bar Stool	5	35	5	35	
25	0	Firewood	5	35	125	875	Goes (inferred - visible in moving survey)
Subtotal (17)					278	1,946	

NOTES The Traeger grill, Fire Magic grill, and the bar height patio furniture (table and stools) are going. All other visible patio items, including the patio heater, patio chairs, side tables, TV, firewood, trash can, and buckets, are also going as part of the move.

* Specialty Items volume is included within their assigned Carton totals.



Note: This is the garage.

SHIP	EXCL	ITEM	CFT/FT3	LBS	CALC CFT /FT3	CALC LBS	VOICE NOTE
1	0	Bicycle 2-MAN	18	126	18	126	
0	1	Workbench HEAVY 2-MAN DENT-PRONE SCRATCH-PRONE	35	245	0	0	
0	1	Tool Cabinet 2-MAN	20	140	0	0	
0	1	Storage Cabinet HEAVY 2-MAN DENT-PRONE SCRATCH-PRONE	22	154	0	0	
0	1	Storage Cabinet HEAVY 2-MAN DENT-PRONE SCRATCH-PRONE	30	210	0	0	
1	0	Refrigerator HEAVY 2-MAN DENT-PRONE SCRATCH-PRONE	55	385	55	385	
1	0	Bench 2-MAN	15	105	15	105	
1	0	Chest Freezer HEAVY 2-MAN DENT-PRONE SCRATCH-PRONE	30	210	30	210	Goes
1	0	Fire Extinguisher	1	7	1	7	Goes (inferred - not explicitly mentioned as staying)
4	0	Storage Boxes	6	42	24	168	Goes (inferred - not explicitly mentioned as staying)
1	0	Broom SCRATCH-PRONE	2	14	2	14	Goes (inferred - not explicitly mentioned as staying)
1	0	Door Mat	0.5	3.5	0.5	3.5	Goes (inferred - not explicitly mentioned as staying)
1	0	Storage Bin	4	28	4	28	Goes (inferred - not explicitly mentioned as staying)
1	0	Storage Boxes	6	42	6	42	Stays (part of built-in storage), Goes (inferred — no exclusion stated)
1	0	Storage Boxes	6	42	6	42	Goes, Goes (inferred — no exclusion stated)
1	0	Storage Boxes	6	42	6	42	Goes (inferred — no exclusion stated), Goes (inferred — no exclusion stated)

Subtotal (16)

167.5

1,173

ROOM Q&A

Are there wall-mounted TVs in this room that need unmounting? **No**
Is there a workbench, tool chest, or workshop equipment to move? **No**
Any hazardous materials (paint, propane, chemicals)? **No**

NOTES The customer is moving two bikes, the hose, the refrigerator, and the chest freezer. All built-in storage (workbench, tool cabinet, and storage cabinets) will stay. There are multiple tools in the storage cabinets, which are staying. All other unmentioned items in the garage are inferred to be going.

* Specialty Items volume is included within their assigned Carton totals.

SHO Shop 1

394 CFT/FT3 | 2,758 LBS



Note: Everything in the cabinets needs to be packed.

SHIP	EXCL	ITEM	CFT/FT3	LBS	CALC CFT /FT3	CALC LBS	VOICE NOTE
0	1	Tall Storage Cabinet HEAVY 2-MAN	28	196	0	0	Does not go
1	0	Chest DENT-PRONE SCRATCH-PRONE	12	84	12	84	Goes
1	0	Refrigerator DENT-PRONE 2-MAN HEAVY SCRATCH-PRONE	55	385	55	385	Goes (inferred - not explicitly mentioned as staying)
1	0	Treadmill DENT-PRONE 2-MAN HEAVY SCRATCH-PRONE	50	350	50	350	Goes (inferred - not explicitly mentioned as staying)
1	0	Recliner Chair HEAVY 2-MAN	32	224	32	224	Goes (inferred - not explicitly mentioned as staying)
1	0	Bar Stool DENT-PRONE SCRATCH-PRONE	6	42	6	42	Goes (inferred - not explicitly mentioned as staying)
1	0	Side Table DENT-PRONE SCRATCH-PRONE	4	28	4	28	Goes (inferred - not explicitly mentioned as staying)
1	0	Side Table DENT-PRONE SCRATCH-PRONE	4	28	4	28	Goes (inferred — no exclusion stated)
1	0	Side Table DENT-PRONE SCRATCH-PRONE	4	28	4	28	Goes (inferred — no exclusion stated)
1	0	Side Table DENT-PRONE SCRATCH-PRONE	4	28	4	28	Goes (inferred — no exclusion stated)
1	0	Coffee Maker SCRATCH-PRONE	2	14	2	14	Goes (inferred - not explicitly mentioned as staying)

1	0	Soundbar	2	14	2	14	Goes (inferred - not explicitly mentioned as staying)
23	0	Storage Bins	6	42	138	966	Goes
1	0	Framed Art *	0	0	0	0	Goes
20	0	Framed Art *	0	0	0	0	Goes
1	0	Flatscreen Tv * SCRATCH-PRONE	0	0	0	0	Goes (inferred - not explicitly mentioned as staying)
1	0	Tall Storage Cabinet	28	196	28	196	
Subtotal (17)					341	2,387	

NOTES The cedar chest, all framed prints, storage bins, folding chairs, moose head, and motorcycle lift go. The motorcycle, Jeep, and cabinetry (including the tall storage cabinet) stay. Everything inside the cabinets needs to be packed. All other detected items are inferred to go.

* Specialty Items volume is included within their assigned Carton totals.

SHO Shop 2 234 CFT/FT3 | 1,638 LBS



SHIP	EXCL	ITEM	CFT/FT3	LBS	CALC CFT /FT3	CALC LBS	VOICE NOTE
1	0	Riding Lawn Mower HEAVY 2-MAN	35	245	35	245	Goes
1	0	Riding Lawn Mower HEAVY 2-MAN	35	245	35	245	Goes
1	0	Snowblower HEAVY DENT-PRONE SCRATCH-PRONE 2-MAN	70	490	70	490	Goes
1	0	Shop Vacuum DENT-PRONE	6	42	6	42	Goes (inferred — no exclusion stated)
1	0	Desktop Computer	4	28	4	28	Goes (inferred — no exclusion stated)
1	0	Monitor	4	28	4	28	Goes (inferred — no exclusion stated)
12	0	Storage Boxes	6	42	72	504	Goes (inferred — no exclusion stated)
0	1	Toolbox	1	7	0	0	Does not go
Subtotal (8)					226	1,582	

NOTES The customer is moving two John Deere riding lawn mowers, a snowblower, and the tools from the cabinetry and tool chest, including garden hand tools and parts organizers. The fertilizer, built-in cabinetry, toolbox, motorcycle, and Can-Am will stay.

* Specialty Items volume is included within their assigned Carton totals.



Note: This is the RV bay.; Customer states that caustics, chemicals, or paints on the shelves would not go.; Customer states 'That's all we have in this room.'

SHIP	EXCL	ITEM	CFT/FT3	LBS	CALC CFT /FT3	CALC LBS	VOICE NOTE
1	0	Upright Vacuum DENT-PRONE SCRATCH-PRONE	5	35	5	35	Goes
0	1	Walker	5	35	0	0	
0	1	Duffel Bag	4	28	0	0	
1	0	Christmas Tree SCRATCH-PRONE 2-MAN HEAVY	25	175	25	175	Goes
0	3	Storage Boxes	6	42	0	0	
0	1	Storage Bin	4	28	0	0	
0	1	Storage Bin	4	28	0	0	Stays (inferred — other items explicitly excluded)
1	0	Large Figurine	0	0	0	0	
1	0	Large Figurine	0	0	0	0	
1	0	Golf Bag	2	14	2	14	
1	0	Golf Bag	2	14	2	14	
0	15	Garage Surface Items	0.3	2.1	0	0	Caustics, chemicals, or paints would not go
Subtotal (12)					34	238	

NOTES In the RV bay, the golf bags, upright vacuum, and Christmas tree go. Caustics, chemicals, and paints on the shelves will stay. All other unmentioned items in the room are inferred to stay.

* Specialty Items volume is included within their assigned Carton totals.



SHIP	EXCL	ITEM	CFT/FT3	LBS	CALC CFT /FT3	CALC LBS	VOICE NOTE
0	1	Refrigerator 2-MAN SCRATCH-PRONE DENT-PRONE HEAVY	55	385	0	0	Stays (all built-in appliances stay)
0	1	Microwave SCRATCH-PRONE DENT-PRONE	3	21	0	0	Stays (all built-in appliances stay)
0	1	Coffee Maker SCRATCH-PRONE	2	14	0	0	Stays (all built-in appliances stay)
1	0	Storage Bins	3	21	3	21	Goes (everything in the pantry)
1	0	End Table SCRATCH-PRONE DENT-PRONE	5	35	5	35	Goes (inferred - no exclusion stated)
1	0	Sofa 3-Seater 2-MAN SCRATCH-PRONE HEAVY	60	420	60	420	Goes (inferred - no exclusion stated)
1	0	Table Lamp *	0	0	0	0	Goes (inferred - no exclusion stated)
1	0	Framed Art *	0	0	0	0	Goes (inferred - no exclusion stated)
1	0	Framed Art *	0	0	0	0	Goes (inferred — no exclusion stated)
Subtotal (9)					68	476	

ROOM Q&A

Any appliances staying behind (built-ins)? **Yes**
 Are there wall-mounted TVs in this room that need unmounting? **Yes**
 Are we packing the pantry? **Yes**

NOTES All built-in kitchen appliances will stay. Everything inside the pantry will go. All other items in the kitchen and adjacent living area are inferred to go.

* Specialty Items volume is included within their assigned Carton totals.

LIV Living Room

487 CFT/FT3 | 3,406 LBS



SHIP	EXCL	ITEM	CFT/FT3	LBS	CALC CFT /FT3	CALC LBS	VOICE NOTE	
1	0	Table Lamp *	0	0	0	0	Goes (inferred — no exclusion stated)	
1	0	Table Lamp *	0	0	0	0	Goes (inferred — no exclusion stated)	
1	0	Framed Art *	0	0	0	0	Goes (inferred — no exclusion stated)	
1	0	Framed Art *	0	0	0	0	Goes (inferred — no exclusion stated)	
1	0	Framed Art *	0	0	0	0	Goes (inferred — no exclusion stated)	
0	1	Flatscreen Tv * SCRATCH-PRONE	0	0	0	0	Stays	
1	0	Framed Art *	0	0	0	0	Goes (inferred — no exclusion stated)	
1	0	Large Sculpture	10	70	10	70		
Subtotal (8)						10	70	

ROOM Q&A

Are there wall-mounted TVs in this room that need unmounting? **No**

NOTES The built-in entertainment center and the television stay. The large giraffe sculpture and the liquor in the cabinet go. All other items in the room are inferred to go.

* Specialty Items volume is included within their assigned Carton totals.

DIN Dining Room

237 CFT/FT3 | 1,656 LBS



Note: This is the dining room.

SHIP	EXCL	ITEM	CFT/FT3	LBS	CALC CFT /FT3	CALC LBS	VOICE NOTE
1	0	Large Framed Art *	0	0	0	0	Goes (inferred — no exclusion stated)
1	0	Framed Art *	0	0	0	0	Goes (inferred — no exclusion stated)
0	1	Framed Art *	0	0	0	0	Stays (inferred — other items explicitly excluded)

Subtotal (3)

0 0


ROOM Q&A

Are there wall-mounted TVs in this room that need unmounting? **No**
 Does the dining table need to be disassembled for the move? **Yes**

NOTES The customer states the large floor sculpture (eagle), the antique china cabinet, and its contents are going. All other items in the dining room are inferred to go as well, as no exclusions were stated. The sectional sofa visible in the background is inferred to stay.

* Specialty Items volume is included within their assigned Carton totals.

OFF Office 113 CFT/FT3 | 791 LBS



Note: The cabinetry is built-in and stays.

SHIP	EXCL	ITEM	CFT/FT3	LBS	CALC CFT /FT3	CALC LBS	VOICE NOTE
1	0	Framed Art *	0	0	0	0	Goes (part of 'prints on the wall')
1	0	Large Framed Art *	0	0	0	0	Goes (part of 'prints on the wall')
1	0	Large Globe	0	0	0	0	

Subtotal (3)

0 0

ROOM Q&A

Is there IT equipment (desktop computer, monitors, servers) that needs special handling? **No**
 Are there wall-mounted TVs in this room that need unmounting? **No**

NOTES The built-in L-Shaped Desk and cabinetry stay. The customer is taking two Executive Chairs, two Monitors (referred to as 'the computer'), a Large Globe, two Framed Arts ('prints on the wall'), an All-In-One Printer ('Xerox printer'), and two Filing Cabinets. All other unmentioned items in the room are inferred to stay.

* Specialty Items volume is included within their assigned Carton totals.

BED Bedroom 2

224 CFT/FT3 | 1,565 LBS



Note: This is a downstairs bedroom.; This room has a walk-in closet.

SHIP	EXCL	ITEM	CFT/FT3	LBS	CALC CFT /FT3	CALC LBS	VOICE NOTE
1	0	Table Lamp *	0	0	0	0	
1	0	Table Lamp *	0	0	0	0	
1	0	Painting *	0	0	0	0	
1	0	Storage Bins	3	21	3	21	
1	0	Storage Boxes	6	42	6	42	
1	0	Dresser Mirror FRAGILE	0	0	0	0	
Subtotal (6)					9	63	

ROOM Q&A


Are there wall-mounted TVs in this room that need unmounting? **No**
 Is bed frame disassembly needed? **Yes**

NOTES The customer identified this as a downstairs bedroom with a walk-in closet. No specific moving instructions were provided for any items in the room.

* Specialty Items volume is included within their assigned Carton totals.

PIA Piano room

190 CFT/FT3 | 1,330 LBS



Note: This is the piano room.

SHIP	EXCL	ITEM	CFT/FT3	LBS	CALC CFT /FT3	CALC LBS	VOICE NOTE
1	0	Grand Piano HEAVY DENT-PRONE SCRATCH-PRONE 2-MAN	90	630	90	630	Goes

1	0	Piano Bench	5	35	5	35	Goes (inferred - customer named other items going, no exclusion stated)
1	0	Canvas Art *	0	0	0	0	Goes (inferred - customer named other items going, no exclusion stated)
1	0	Storage Boxes	3	21	3	21	Goes (inferred - customer named other items going, no exclusion stated)
2	0	Storage Boxes	6	42	12	84	Goes (inferred — no exclusion stated)
1	0	Storage Bins	3	21	3	21	Goes (inferred - customer named other items going, no exclusion stated)
1	0	Storage Bins	3	21	3	21	Goes (inferred — no exclusion stated)
1	0	Storage Bins	3	21	3	21	Goes (inferred — no exclusion stated)
1	0	Storage Baskets	5	35	5	35	Goes (inferred - customer named other items going, no exclusion stated)
1	0	Storage Box	2	14	2	14	Goes (inferred - customer named other items going, no exclusion stated)
1	0	Storage Boxes	3	21	3	21	Goes (inferred — no exclusion stated)
1	0	Storage Boxes	3	21	3	21	Goes (inferred — no exclusion stated)
1	0	Storage Boxes	3	21	3	21	Goes (inferred — no exclusion stated)
Subtotal (13)					135	945	

NOTES The customer indicates this is the piano room. The grand piano and delicate figurines are going. All other items in the room, including the piano bench, canvas art, and items in the closet, are inferred to be going as part of the move.

* Specialty Items volume is included within their assigned Carton totals.

MAS Master Bedroom 216 CFT/FT3 | 1,510 LBS



Note: This is the master bedroom.; Everything in this room goes.

SHIP	EXCL	ITEM	CFT/FT3	LBS	CALC CFT /FT3	CALC LBS	VOICE NOTE
------	------	------	---------	-----	---------------	----------	------------

1	0	Dresser	SCRATCH-PRONE DENT-PRONE 2-MAN HEAVY	40	280	40	280	Goes
1	0	Nightstand	SCRATCH-PRONE DENT-PRONE	4	28	4	28	Goes
1	0	Tallboy	SCRATCH-PRONE DENT-PRONE 2-MAN HEAVY	28	196	28	196	Goes
1	0	Queen Bed	SCRATCH-PRONE DENT-PRONE 2-MAN HEAVY	65	455	65	455	Goes, customer states it is a King size bed
1	0	Armchair	SCRATCH-PRONE 2-MAN HEAVY	24	168	24	168	Goes
1	0	Table Lamp *		0	0	0	0	Goes
1	0	Soundbar		2	14	2	14	Goes
1	0	Subwoofer		5	35	5	35	Goes
3	0	Framed Art *		0	0	0	0	Goes
1	0	Framed Art *		0	0	0	0	Goes
1	0	Flatscreen Tv *	SCRATCH-PRONE	0	0	0	0	Goes
1	0	Dresser Mirror	FRAGILE	0	0	0	0	
1	0	Stuffed Animals		0.6	4.2	0.6	4.2	
1	0	Stuffed Animals		0.6	4.2	0.6	4.2	
Subtotal (14)						169.2	1,184	

ROOM Q&A

Are there wall-mounted TVs in this room that need unmounting? **Yes**
 Is bed frame disassembly needed? **Yes**

NOTES This is the master bedroom. Everything in the room goes, including a King size bed.

* Specialty Items volume is included within their assigned Carton totals.

MAS Master Bath 184 CFT/FT3 | 1,285 LBS



SHIP	EXCL	ITEM		CFT/FT3	LBS	CALC CFT /FT3	CALC LBS	VOICE NOTE
0	1	Stacked Washer/Dryer	DENT-PRONE HEAVY 2-MAN	80	560	0	0	Stays — built in
1	0	Armchair	SCRATCH-PRONE HEAVY 2-MAN	24	168	24	168	Goes (inferred — customer mentioned room for survey, no explicit instruction)
1	0	King Bed	DENT-PRONE SCRATCH-PRONE HEAVY 2-MAN	70	490	70	490	Goes (inferred — customer mentioned room for survey, no explicit instruction)

1	0	Full-Length Mirror	10	70	10	70	Goes (inferred — customer mentioned room for survey, no explicit instruction)
1	0	Laundry Basket	5	35	5	35	Goes (inferred — customer mentioned room for survey, no explicit instruction)
2	0	Framed Art *	0	0	0	0	Goes (inferred — customer mentioned room for survey, no explicit instruction)
1	0	Storage Boxes	3	21	3	21	Goes (inferred — customer mentioned room for survey, no explicit instruction)
4	0	Sheets	0.5	3.5	2	14	
Subtotal (8)					114	798	


ROOM Q&A

Are there wall-mounted TVs in this room that need unmounting? **Yes**

NOTES The built-in washer and dryer in the walk-in closet will stay. All other items in the master bathroom and walk-in closet are inferred to go.

* Specialty Items volume is included within their assigned Carton totals.

BON Bonus / Media 343 CFT/FT3 | 2,401 LBS



Note: This is the bonus room upstairs, also referred to as an exercise room.

SHIP	EXCL	ITEM	CFT/FT3	LBS	CALC CFT /FT3	CALC LBS	VOICE NOTE
1	0	Table Lamp *	0	0	0	0	Goes (inferred - no explicit instruction given for this item, but customer is describing items in the room for a moving survey)
1	0	Table Lamp *	0	0	0	0	Goes (inferred — no exclusion stated)
1	0	Rowing Machine HEAVY 2-MAN DENT-PRONE SCRATCH-PRONE	35	245	35	245	Rowing machine
1	0	Multi-Gym HEAVY 2-MAN	90	630	90	630	XT5 weight machine
1	0	Recumbent Bike HEAVY 2-MAN	30	210	30	210	Elliptical bike
2	0	Dumbbells DENT-PRONE SCRATCH-PRONE	3	21	6	42	Part of 250 pounds of free weights

1	0	Exercise Ball		4	28	4	28	Goes (inferred - no explicit instruction given for this item, but customer is describing items in the room for a moving survey)
1	0	Nightstand	DENT-PRONE SCRATCH-PRONE	6	42	6	42	Goes (inferred - no explicit instruction given for this item, but customer is describing items in the room for a moving survey)
1	0	Nightstand	DENT-PRONE SCRATCH-PRONE	4	28	4	28	Goes (inferred — no exclusion stated)
1	0	Hope Chest	2-MAN SCRATCH-PRONE	15	105	15	105	Cedar chest
1	0	Dresser	HEAVY DENT-PRONE	40	280	40	280	Dresser
			2-MAN SCRATCH-PRONE					
1	0	Accent Table		4	28	4	28	Goes (inferred - no explicit instruction given for this item, but customer is describing items in the room for a moving survey)
1	0	Queen Bed	HEAVY DENT-PRONE	65	455	65	455	Goes (inferred - no explicit instruction given for this item, but customer is describing items in the room for a moving survey)
			2-MAN SCRATCH-PRONE					
1	0	Flatscreen Tv *	SCRATCH-PRONE	0	0	0	0	Goes (inferred - no explicit instruction given for this item, but customer is describing items in the room for a moving survey)
1	0	Gym Mat		4	28	4	28	Goes (inferred - no explicit instruction given for this item, but customer is describing items in the room for a moving survey)
1	0	Dresser Mirror	FRAGILE	0	0	0	0	
Subtotal (16)						303	2,121	

ROOM Q&A

Are there wall-mounted TVs in this room that need unmounting? **Yes**

NOTES The customer provides a descriptive tour of the bonus room, which is set up as a bedroom and an exercise room. They mention a cedar chest, dresser, rowing machine, elliptical bike, XT5 weight machine, and free weights. No explicit moving instructions are given for any items, so all items are inferred to go.

* Specialty Items volume is included within their assigned Carton totals.



Note: This is the laundry room.; There's a washer and a dryer.; The room includes typical closet space.; There are closets enclosed in the back.

SHIP	EXCL	ITEM	CFT/FT3	LBS	CALC CFT /FT3	CALC LBS	VOICE NOTE
1	0	Washing Machine SCRATCH-PRONE HEAVY DENT-PRONE 2-MAN	25	175	25	175	Goes (inferred - mentioned but no explicit instruction to stay)
1	0	Dryer HEAVY DENT-PRONE 2-MAN	25	175	25	175	Goes (inferred - mentioned but no explicit instruction to stay)
0	1	Trash Compactor SCRATCH-PRONE HEAVY DENT-PRONE 2-MAN	30	210	0	0	Does not go - customer refers to it as a built-in ice maker
1	0	Carpet Cleaner SCRATCH-PRONE DENT-PRONE	1.5	10.5	1.5	10.5	Goes (inferred - no explicit instruction)
1	0	Broom SCRATCH-PRONE	2	14	2	14	Goes (inferred - no explicit instruction)
1	0	Mop SCRATCH-PRONE	5	35	5	35	Goes (inferred - no explicit instruction)
1	0	Ironing Board SCRATCH-PRONE DENT-PRONE	6	42	6	42	Goes (inferred - no explicit instruction)
1	0	Laundry Basket	5	35	5	35	Goes (inferred - no explicit instruction)
1	0	Storage Boxes	3	21	3	21	Goes (inferred - no explicit instruction)
1	0	Storage Boxes	3	21	3	21	Goes (inferred — no exclusion stated)
1	0	Storage Boxes	3	21	3	21	Goes (inferred — no exclusion stated)
2	0	Storage Boxes	3	21	6	42	Goes (inferred — no exclusion stated)
1	0	Storage Boxes	3	21	3	21	Goes (inferred — no exclusion stated)
6	0	Storage Bins	3	21	18	126	Goes (inferred - no explicit instruction)
Subtotal (14)					105.5	739	

ROOM Q&A

Does the washer or dryer need to be disconnected for the move? **Yes**

NOTES The laundry room contains a washer and dryer. The built-in ice maker (identified as a trash compactor in inventory) will not be moved. All other items in the room are assumed to go.

* Specialty Items volume is included within their assigned Carton totals.

Customer Questionnaire

ACCESS & LOGISTICS		
#	Question	Answer
1	Are there any additional stops needed for this move (e.g., storage unit pickup, secondary address)?	No
2	Are there stairs at the destination?	No
3	What type of residence are you moving from?	House
4	Is the distance from the parking spot to your front door unusually long at the origin?	No
5	Is there elevator access at the destination?	No
6	What type of residence are you moving to?	House
7	What floor is the destination?	Ground/1st
8	Is the distance from the parking spot to your front door unusually long at the destination?	No
9	Origin state?	Idaho
10	What floor is the origin residence?	Ground/1st
11	Are there stairs at the origin?	Yes
	# How many flights?	1
12	Is there elevator access at the origin?	No
13	Is there parking for a full-size moving truck at the origin?	Yes
14	Is there parking for a full-size moving truck at the destination?	Yes
15	Destination state?	Montana

SPECIAL ITEMS		
#	Question	Answer
1	Do you have any heavy or oversized items?	Piano
	# What floor is the piano on?	Ground
2	Do you have items requiring disassembly/reassembly?	Bed frames, Dining table, Gym equipment
3	Do you have any high-value items (worth >\$5,000 total)?	Yes
	# Please describe:	Eagle, giraffe
4	Are you aware of items prohibited in the destination state?	No

SERVICES & PREFERENCES		
#	Question	Answer
1	Are there access restrictions or time windows at either location?	No
2	Is there flexibility on the delivery date?	Flexible
3	Will you need auto transport as part of this move?	No
4	Are there any additional wall-mounted TVs that need unmounting?	No
5	What level of valuation/insurance coverage do you want?	Full Value Protection

SCHEDULING & ACCESS		
#	Question	Answer
1	Preferred move date?	06/08/2026

* Specialty Items volume is included within their assigned Carton totals.